

SAFE LOAD TABLES FOR SAY-CORE PRESTRESSED PLANK

6" 1 HOUR FIRE RATED

1/2" - 270K STRESS-RELIEVED STRAND

6" PLANK - UNTOPPED		UNIFORMLY DISTRIBUTED SUPERIMPOSED LOADS IN LBS. PER SQ. FT.																																							
SPAN IN FEET		10	11	12	13	14	15	16	17	18	19	20	21	22	23	24	25	26	27	28	29																				
# OF STRANDS	4	457	412	361	317	281	246	212	183	159	139	122	107	94	83	73	65	57	50	44																					
	5	457	412	374	343	315	292	267	232	203	178	157	139	124	110	98	87	78	69	62	55																				
	7	457	412	374	343	315	292	271	253	237	223	210	187	167	150	134	121	109	98	89	80																				
	9	457	412	374	343	315	292	271	253	237	223	210	187	167	150	134	121	109	98	89	80																				

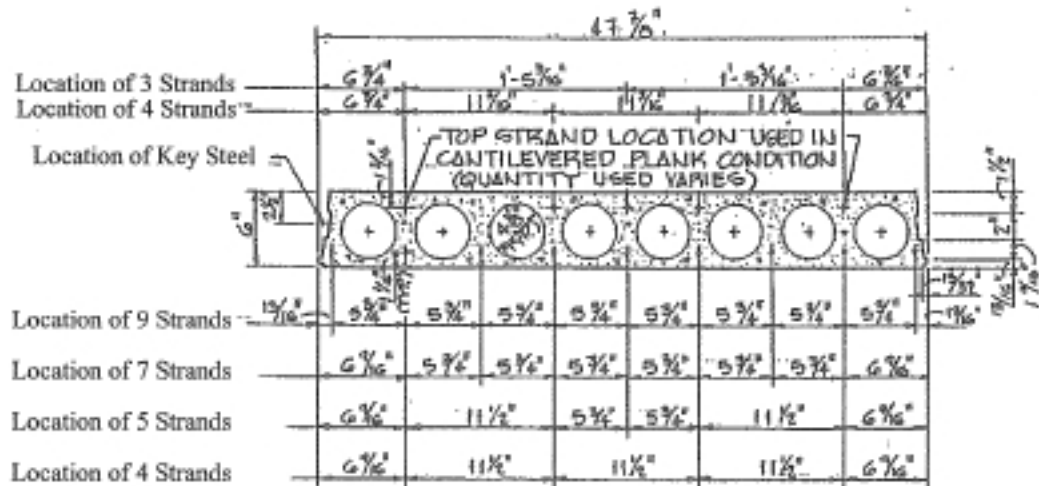
6" PLANK - 2" TOPPING		UNIFORMLY DISTRIBUTED SUPERIMPOSED LOADS IN LBS. PER SQ. FT.																																													
SPAN IN FEET		12	13	14	15	16	17	18	19	20	21	22	23	24	25	26	27	28	29	30	31	32																									
# OF STRANDS	4	491	429	379	329	282	244	211	184	160	140	122	107	93	82	71	62	53	46																												
	5		476	438	405	352	306	266	233	205	180	159	141	125	110	98	86	76	67	59	52	45																									
	7		476	438	405	376	350	319	279	245	216	191	168	149	132	116	103	91	80	70	61	53																									
	9		476	438	405	376	350	319	279	245	216	191	168	149	132	116	103	91	80	70	61	53																									

Section: 648
 Type: Holocore
 Strand: 1/2 - 270K
 270K Strs-Rel 70%

Dimensions (in)

Precast Height: 6.00
 Flange Width: 47.88
 Flange Thick: 0.94
 Web Width: 13.25

Approx. Precast Weight: 180.9 Lb/Ft



6" PLANK

SAFE LOAD TABLES FOR SAY-CORE PRESTRESSED PLANK

10"

2 HOUR FIRE RATED

1/2" - 270K STRESS-RELIEVED STRAND

10" PLANK - UNTOPPED		UNIFORMLY DISTRIBUTED SUPERIMPOSED LOADS IN LBS. PER SQ. FT.																															
SPAN IN FEET		11	12	13	14	15	16	17	18	19	20	21	22	23	24	25	26	27	28	29	30	31	32	33	34	35	36	37	38	39	40	41	
# OF STRANDS	4	484	425	388	357	329	305	284	265	249	222	197	174	155	138	123	110	98	87	78	69	61	54	48	42								
	6	484	425	388	357	329	305	284	265	249	234	220	207	196	186	176	167	159	151	138	126	114	104	94	86	78	71	64	58	52	47	42	

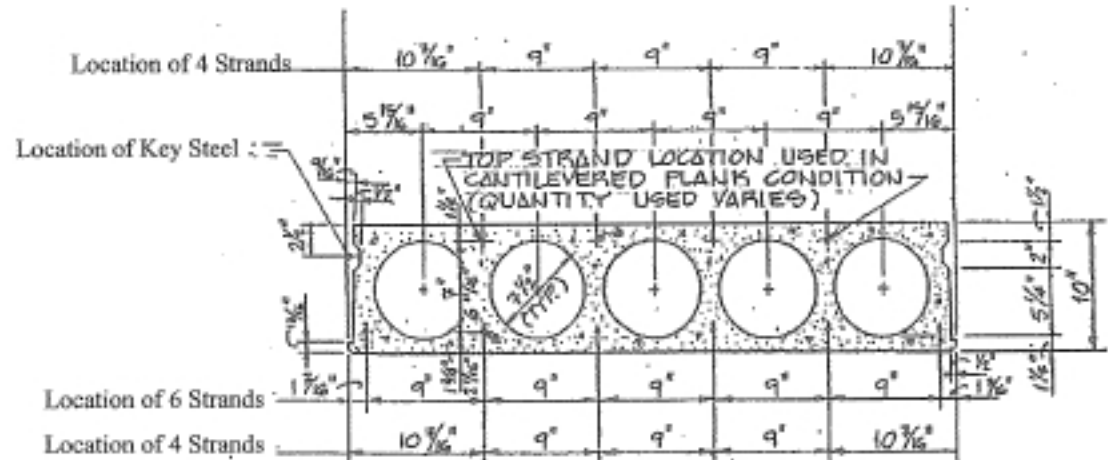
10" PLANK - 2" TOPPING		UNIFORMLY DISTRIBUTED SUPERIMPOSED LOADS IN LBS. PER SQ. FT.																															
SPAN IN FEET		14	15	16	17	18	19	20	21	22	23	24	25	26	27	28	29	30	31	32	33	34	35	36	37	38	39	40	41				
# OF STRANDS	4	442	401	372	346	322	297	260	229	202	179	158	140	124	109	97	85	74	65	56	49	42											
	6	442	401	372	346	322	301	283	266	250	236	223	211	200	189	171	154	139	126	113	102	92	82	74	66	59	52	46	40				

Section: 10482H
 Type: Holocore
 Strand: 1/2 - 270K
 270K Strs-Rel 70%

Dimensions (in)

Precast Height: 10.00
 Flange Width: 47.88
 Flange Thick: 1.25
 Web Width: 9.25

Approx. Precast Weight: 260.4 Lb/Ft



* UngROUTED Slab Wgt. 65 P.S.F.

* Use 1/2" ϕ Strands
 * Use 0.6 ϕ Strands

10" PLANK

SAFE LOAD TABLES FOR SAY-CORE PRESTRESSED PLANK

12"

2 HOUR FIRE RATED

1/2" - 270K STRESS-RELIEVED STRAND

12" PLANK - UNTOPPED		UNIFORMLY DISTRIBUTED SUPERIMPOSED LOADS IN LBS. PER SQ. FT.																													
SPAN IN FEET	14	15	16	17	18	19	20	21	22	23	24	25	26	27	28	29	30	31	32	33	34	35	36	37	38	39	40	41	42	43	
# OF STRANDS	6	693	634	583	539	499	463	432	403	377	354	321	290	263	239	217	197	179	163	149	136	123	112	102	93	84	76	69	58	47	36

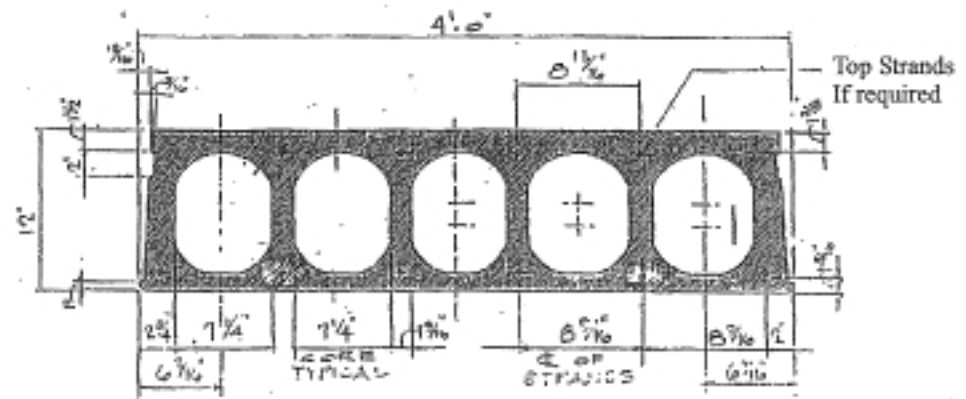
12" PLANK - 2" TOPPING		UNIFORMLY DISTRIBUTED SUPERIMPOSED LOADS IN LBS. PER SQ. FT.																													
SPAN IN FEET	14	15	16	17	18	19	20	21	22	23	24	25	26	27	28	29	30	31	32	33	34	35	36	37	38	39	40				
# OF STRANDS	6	814	733	670	620	522	493	443	400	362	342	315	282	254	228	205	185	166	150	134	121	108	96	86	76	65	49	34			

Section: 12482H
 Type: Holocore
 Strand: 1/2 - 270K
 270K Strs-Rel 70%

Dimensions (in)

Precast Height: 12.00
 Flange Width: 47.88
 Flange Thick: 2.25
 Web Width: 10.38

Approx. Precast Weight: 290.0 Lb/Ft



12" PLANK

SAFE LOAD TABLES FOR SAY-CORE PRESTRESSED PLANK

8"

2 HOUR FIRE RATED

.06 - 270K STRESS-RELIEVED STRAND

8" PLANK - UNTOPPED				UNIFORMLY DISTRIBUTED SUPERIMPOSED LOADS IN LBS. PER SQ. FT.																																												
SPAN IN FEET	11	12	13	14	15	16	17	18	19	20	21	22	23	24	25	26	27	28	29	30	31	32	33	34	35	36	37	38	39	40																		
# OF STRANDS	4	489	445	407	374	346	322	300	281	260	230	204	182	162	145	130	117	105	94	85	76	68	61	55	49	44																						
	5	489	445	407	374	346	322	300	281	264	248	234	221	207	186	168	152	137	125	113	102	93	84	77	69	63	57	51	46	41																		
	7	489	445	407	374	346	322	300	281	264	248	234	221	210	199	189	174	158	143	131	119	108	99	90	82	75	68	62	56	51	46																	

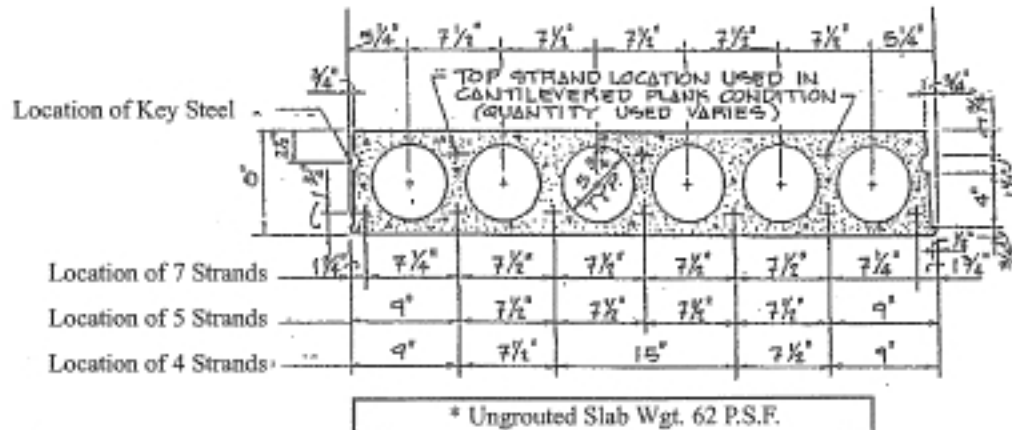
8" PLANK - TOPPED				UNIFORMLY DISTRIBUTED SUPERIMPOSED LOADS IN LBS. PER SQ. FT.																																																			
SPAN IN FEET	13	14	15	16	17	18	19	20	21	22	23	24	25	26	27	28	29	30	31	32	33	34	35	36	37	38	39	40																											
# OF STRANDS	4	500	459	424	393	366	342	320	283	250	222	197	176	157	140	125	111	99	88	78	69	61	54	47	41																														
	5	500	459	424	393	366	342	320	301	284	268	250	225	202	181	163	147	133	120	108	97	87	78	70	62	56	49	43																											
	7	500	459	424	393	366	342	320	301	284	268	253	240	227	211	190	171	154	138	124	112	100	90	80	71	63	55	48	42																										

Section: 8482H
 Type: Holocore
 Strand: .06 - 270K
 270K Strs-Rel 70%

Dimensions (in)

Precast Height: 8.00
 Flange Width: 47.88
 Flange Thick: 1.13
 Web Width: 11.87

Approx. Precast Weight: 227.2 Lb/Ft



8" PLANK